


OneBox - Small

Prysmian Part Numbers: See Table on page 3



The OneBox Small is a termination wall box designed for use in residential and small businesses premises. The unit houses two splice trays and allows fibres from external cables to be spliced to pigtails, splitters or directly to drop cables. The unit can accommodate a single splitter and has a dedicated patch panel for up to 4 SC type pigtails or 8 LC type pigtails. Input cables can enter from the top or bottom face of the box and output cables exit from the bottom face. There are four exit ports for customer drop cables, which can be installed into the box without the use of cable ties, using a cable anchoring system. The customer drop cables can be pre-connectorized.

Features and Benefits

- Termination Box can be mounted internally or externally and is sealed to IP55.
- Removable cover for easy access and fitted with a keyed lock for enhanced security.
- Two hinged splice trays enable access for working. Each splice tray can accommodate up to 12 splice protectors of crimp type, or 24 splice protectors of heat shrink type.
- Customer drop cables exit from the bottom of the unit and are sealed using a split grommet.
- Drop cables are secured without the need of cable ties using a cable anchoring system. Up to four drop cables can exit the unit.
- Up to 4 SC type pigtails and adapters or 8 LC type pigtails and adapters can be accommodated. The box can also be used for splice only applications.
- A dedicated storage area is provided that can be used to house an optical splitter, unused fibres or extra length from pre-connectorized drop cables.
- External input cables can enter the unit from the top or the bottom. Cables from 2 to 7mm in diameter can be accommodated .
- For Blown Fibre applications a gas block connector can be housed within the box and 7mm tubes can be secured.
- Unit manufactured from UV stabilised fire resistant UL94-V0 material allowing external installation.

Kit Contents

The OneBox Small is supplied with

- 01 x Base
- 01 x Cover
- 01 x Cover Seal
- 01 x Keyed Lock
- 02 x Splice Tray
- 04 x Cable Seal 2mm to 5mm
- 02 x Cable Seal 6mm to 7mm
- 04 x Cable Clip 2mm to 4mm
- 02 x Cable Clip 5mm to 7mm
- 01 x Wall Fixing Kit
- 01 x Installation Kit
- 01 x Bubble Bag (packed in)

The unit can also be supplied with pigtails and adapters pre-installed. See part numbers on page 3.

Additional Items Required

- Crimp Splice protectors
- Heat Shrink Splice Protectors
- Splitters
- Gas Seal Connector 7mm
- Cable Entry Seals and Clips (Spare)

Technical Data

- Number of Splice Trays: 2
- Maximum Fibre Capacity: 24 Crimp Splice, 48 Heath Shrink Splice double stacked
- Maximum No. of Input Cables: 1 top and 1 bottom face
- Maximum Input Cable Diameter (mm): from 2 to 7mm
- Maximum No. of Output Cables: 4
- Max Output Cable Diameter (mm): from 2 to 7mm
- Max No. of Splitters: 1 (pre-connectorized in storage area at 7 x 4 x 60mm)
- Max No. of Pigtails and Adapters: 4 SC or 8 LC
- Required space envelope (mm): (w) 200 x (h) 215 x (d) 52.
- Operating temperature: -20°C to + 60°C (5 to 95% RH)
- Material:-
 - External Box FR ABS Grey RAL 7035
 - Splice tray: 1 x FR ABS White RAL 9016, 1 x FR ABS Green
 - Cable Seals: TPR Rubber Black
 - Cable Clips: Acetal Black
- Testing:-
 - Sealing: IP55
 - Dry heat: BS EN 60068-2-2 Test Bb
 - Damp heat: IEC 60068-2-3: 1969
 - Change of temperature: IEC 60068-2-14: 1984
 - Vibration: IEC 60068-2-6: 1995
 - Shock: IEC 60068-2-27: 1987
 - Cable Retention: IEC 61300-2-4 (with Aramid Clamped)

Logistics

- Packing Dimensions (mm): (w) 220 x (h) 235 x (d) 75
- Packed Weight (kg): 0.95
- Net weight (kg): 0.85

Part Numbers

Part Number	Adapters	Pigtails	Splice Protectors
XCPSC02379	None	None	None
XCPSC02394	2 x LC/APC DX	8 x LC/APC	8 x Crimp

Additional Items Required

Heat Shrink Splice Protectors

Splice protectors are used to protect the fibre splice. They are 2.4mm in diameter and 45mm in length.


Prysmian Part No. – XPESC00056 (pack of 12)
XPESC00031 (pack of 50)



Crimp Splice Protectors

Crimp Splice Protectors are used to protect the fibre splice. They are 1.3mm wide x 3.2mm high x 30mm long.


Prysmian Part No. – XKTSC00079 (pack of 12)
XKTSC00078 (pack of 50)



Pre-connectorized Splitters

Pre-connectorized splitters can be installed into the box and connected to the patch panel. For full technical information on the splitters refer to Prysmian data sheet AC005.

Prysmian Part No. – XSPSG00027 (1x4 LC/APC)
- XSPSC00028 (1x8 LC/APC)



Additional Items Required continued

Gas Seal Connector

Used for sealing a Blown Fibre tube. The connector simply push fits over the tube providing a gas tight seal for tubes unpopulated tubes or tubes populated with a Blown Fibre Bundle.

Prysmian Part No. – XAGSC00404 for 5mm tubes (Pack of 10)
- XBFSC00381 for 7mm tubes (pack of 100)




Cable Entry Kits

Cable Entry Kits contain a number of rubber seals used to seal the cables into the ports of the box, and a number of cable clips used to grip the cable and the Aramid yarns. These parts are supplied with the box on day one but these kits can be used where spare parts are required, or where additional cables of a certain diameter are required to be installed into the box.

There are two kits available. One for cables 2-5mm in diameter and one for cables 6-7mm in diameter. Each kit contains 4 cable seals and 4 cable clips.

Prysmian Part Nos. – XCPSC02392 (2mm to 5mm)
- XCPSC02393 (6mm to 7mm)



Please contact your local sales office listed on www.prysmiangroup.com

© Prysmian Group 2017, All Rights Reserved.

The information contained within this document must not be copied, reprinted or reproduced in any form, either wholly or in part, without the written consent of Prysmian Group. The information is believed correct at the time of issue. Prysmian Group reserves the right to amend this specification without notice. This specification is not contractually valid unless specifically authorised by Prysmian Group.